

COOEE DESKING SCREEN

Screens » Desking Screens



Collection: **Cooee**

COOEE DESKING SCREEN

Screens » Desking Screens



BARK - PET



BRICK - PET



CADET - PET



CHAMBRAY - PET



COBALT - PET



ECRU - PET



FOSSIL - PET



FROST - PET



GRASS - PET



GREIGE - PET



IVORY - PET



LINEN - PET



MALACHITE - PET



MANDARIN - PET



MIDNIGHT - PET



OCHRE - PET



OLIVE - PET



PEBBLE - PET



PEWTER - PET



SKY - PET



SLATE - PET



SMOKE - PET



SUNSHINE - PET



TAR - PET



EUCALYPTUS - TIMBER
PET

COOEE DESKING SCREEN

Screens » Desking Screens



IRONBARK - TIMBER
PET



MERBAU - TIMBER PET



SPOTTED GUM -
TIMBER PET



ANODISED SILVER -
POWDER COAT



BENGAL WHITE -
POWDER COAT




DENIM - POWDER
COAT



FERN - POWDER COAT




GUNMETAL - POWDER
COAT



LT GREY - POWDER
COAT




MARIGOLD - POWDER
COAT




MATTE BLACK -
POWDER COAT



SPICE - POWDER COAT



TANGO - POWDER
COAT



TEAL - POWDER COAT



TERRACOTTA -
POWDER COAT

COOEE DESKING SCREEN

Screens » Desking Screens



Cooee Desking Screen – Style, functionality, and acoustic mastery all rolled into one. Reclaim your desking and benching space.

- Absorbs Noise
- Acoustic
- Bleach Cleanable
- Easy Clean
- Easy Install

COOEE DESKING SCREEN

Screens » Desking Screens

Description

Step into a realm of creative possibility with the Cooee Desking Screen. Beyond a mere divider; it's a screen and modesty combo, a blank canvas ready for personalization. Crafted from three layers of sound absorbing PET, create your oasis of calm amid chaos.

Enhanced by our distinctive Cooee integrated Tool Rail, the Cooee collection offers interchangeability of accessories, adding versatility and flexibility throughout the workplace.

Our screens effortlessly connect to a variety of desk thicknesses using our non-destructive C-Clamps and easily switch from one desk to another. Say goodbye to cable clutter with the innovative flex section providing seamless cable management.

Add even more functionality and performance with the seamless addition of Cooee Desk Dividers or installation of a Cooee Hood or Visor. Add a touch of personalization with our range of vibrant accessories which are available in 12 eye-popping powder coat colors.

Choose from 7 sizes and create a workspace that's as dynamic as you.

Vertical workspace never looked so good!

Made In

USA

Dimensions

41" (1041mm) w x 30" (762mm) h x 1.5" (38mm) d
42" (1067mm) w x 30" (762mm) h x 1.5" (38mm) d
49" (1245mm) w x 30" (762mm) h x 1.5" (38mm) d
54" (1372mm) w x 30" (762mm) h x 1.5" (38mm) d
57" (1448mm) w x 30" (762mm) h x 1.5" (38mm) d
65" (1651mm) w x 30" (762mm) h x 1.5" (38mm) d
66" (1676mm) w x 30" (762mm) h x 1.5" (38mm) d

Powder Coat

Anodized Silver, Bengal White, Denim, Fern, Gunmetal, LT Grey, Marigold, Matte Black, Spice, Tango, Teal, Terracotta

COOEE DESKING SCREEN

Screens » Desking Screens

PET Colours

24 Colors – Ash, Bark, Brick, Cadet, Chambray, Cobalt, Ecru, Fossil, Frost, Grass, Greige, Ivory, Linen, Malachite, Mandarin, Midnight, Ochre, Olive, Pebble, Pewter, Sky, Smoke, Sunshine, Tar.

4 Timber Prints – Eucalyptus, Iron bark, Merbau, Spotted Gum.

Composition

Density 0.5 lb/ft² 2.4 kg /m²

Material

- 60% post-consumer recycled PET bottles.
- 35% pre-consumer recycled content from PET chips
- 5% bio-based Polylactic Acid (PLA)

Accessories: Steel + PET insert/liner with powder coat finish

Fire Rating

ASTM-E84 – Class A classification
AS ISO 9705 – 2003 – Group 1 classification
EN-13501 – B-s2-d0 classification

Warranty

5-year warranty.

Lead Time

6-8 weeks

Assembly & Delivery

Flat pack delivery, minimal assembly required.
See installation instructions for detail.

How to Specify

1. Select your PET Color
 2. Select your size
 3. Select your quantity
- Interlayer standard color is Slate. Optional color choice available.

COOEE DESKING SCREEN

Screens » Desking Screens

Care Instructions	<p>Dab func. with a damp clean cloth and mild solution of liquid detergent and warm water. Repeat using only clean water, then pat dry with a lint free cloth.</p> <p>For difficult stains, use a solution of household bleach (10% bleach / 90% water).</p> <p>To remove the bleach, repeat using a clean, water dampened cloth, then pat dry.</p> <p>Always test in an inconspicuous area first and if you don't see the expected results, contact us.</p>
Additional Comments	<p>To see how vivid the colors truly are, it's easy to request a sample through the "Request information" button on this page, or you can ask for one from your local sales guru</p>
Inclusions	<p>PET Cooee Desking Screen x 1</p> <p>White C-Clamp Bracket x 2</p>